

1

---

---

---

---

---

---

- Before we get started
  - Has everyone signed in?
  - Anyone have any questions?

2

---

---

---

---

---

---

- Fire investigation duties of fire officials
- NFIRS
- Basic fire investigation techniques
- Scene approach & documentation
- Interviewing, and
- Preserving evidence.

2

---

---

---

---

---

---

**Duties of Fire Officials and Fire Inspectors**

**N.J.A.C. 5:71-3.3(a)25**

Investigate, or cause to be investigated, every reported fire or explosion occurring within the jurisdiction that involves loss of life or serious injury or causes destruction or damage to property.

4

---

---

---

---

---

---

---

**Duties of Fire Officials and Fire Inspectors**

**N.J.A.C. 5:71-3.3(b)**

- Whenever a fire death occurs within the jurisdiction of a local enforcing agency, the fire official shall notify the Division of Fire Safety via telephone within 48 hours of the death
- A Fire Incident and Casualty report shall be forwarded to the Bureau of Fire Safety within 30 days.

5

---

---

---

---

---

---

---

**Duties of Fire Officials and Fire Inspectors**

**N.J.A.C. 5:71-3.4(c)**

The Fire Official shall keep a record of all reported fires in life hazard uses and all facts concerning the same, including investigative findings .....

6

---

---

---

---

---

---

---

### State Uniform Fire Safety Act

**N.J.S.A. 52:27D-25d1.**

This Statute requires the Division of Fire Safety, in consultation with the Department of Education, to maintain a system for gathering data on all fires in public school building or on public school

7

---

---

---

---

---

---

---

### NFIRS

What is NFIRS?



8

---

---

---

---

---

---

---

### The Fire Official & NFIRS

The Cause!

9

---

---

---

---

---

---

---

### **Basic fire investigation techniques**

In route

On Arrival

During firefighting

Post fire investigation

10

---

---

---

---

---

---

---

### **Scene approach & documentation**

Direction

Arrival

Documentation

11

---

---

---

---

---

---

---

### **Interviewing**

Victims

Witnesses

Responders

12

---

---

---

---

---

---

---

### **Preserving evidence**

Working with fire suppression to preserve  
evidence

Do not collect evidence unless it is in danger  
of being destroyed by the fire

Securing the fire scene

Restrict access for non-essential personnel

13

---

---

---

---

---

---

---

### **Scenes may be small**



14

---

---

---

---

---

---

---

### **Scenes may be BIG!**



15

---

---

---

---

---

---

---

### The scene size does not matter...

Regardless of the size of the scene, the same skills apply, and they must be applied in an organized, efficient and effective manner **consistently**.

Failing to do so may cause you to overlook a small but significant piece of evidence.

16

---

---

---

---

---

---

---

### Origin & Cause

The purpose of the investigation is to identify the origin and cause of the fire.

This is done by working from the least amount of damage to the greatest amount of damage – the Origin.

Once there, we identify the Cause.

17

---

---

---

---

---

---

---

### Fire Investigation

- The primary purpose of investigation is to know the sequence of events
- In determining the cause:
  - Future prosecution
  - Product failures
- There are essentially two type of fires
  - Suspicious/act of arson
  - Accidental

18

---

---

---

---

---

---

---

## Fire Investigation

### Credibility

- In order to conduct a sound defensible investigation- like a great many other things, you need a foundation in
  - fire dynamics, fire science, fire behavior, building construction
  - scene reconstruction, investigative techniques
  - photography, drawing
  - imagination

19

---

---

---

---

---

---

---

## Training

- There are number of agencies that offer training in fire investigation, arson investigation and fire sequence development.
- There are a number of groups that offer training, testing and certification in this field. (NAFI, IAAI, ATF, FBI, State Academies, i.e. DCJ, NFA, College level programs under FESHE etc.

20

---

---

---

---

---

---

---

## Example Pictures

The next series of slides are of examples of areas of origin and causes including notations.

They were provided courtesy of  
Fire Marshal  
Thomas Gerity  
Old Bridge Township

21

---

---

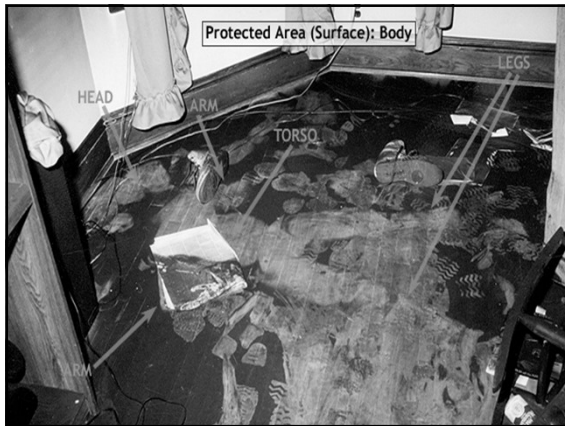
---

---

---

---

---



---

---

---

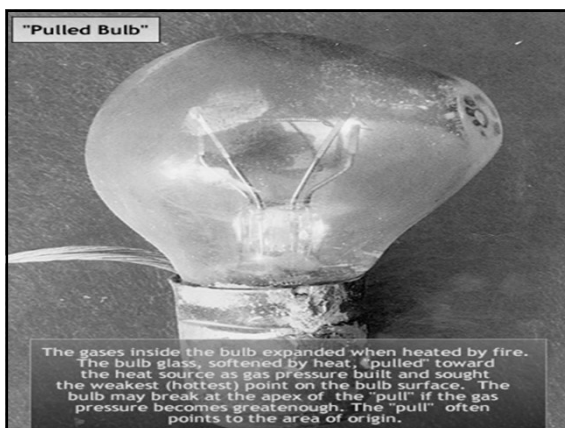
---

---

---

---

---



---

---

---


---

---

---

---

---



---

---

---

---


---

---

---

---





---

---

---


---

---

---

---

---



---

---

---


---

---

---

---

---



---

---

---


---

---

---

---

---



---

---

---

---

---

---

---

---



---

---

---


---

---

---

---

---



---

---

---


---

---

---

---

---



---

---

---

---

---

---

---

---



---

---

---

---

---

---

---

---



---

---

---


---

---

---

---

---




---

---

---


---

---

---

---

---




---

---

---

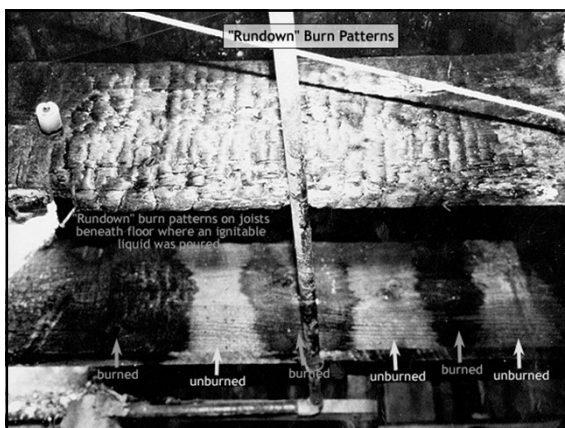
---

---

---

---

---




---

---

---

---

---

---

---

---



---

---

---


---

---

---

---

---



---

---

---

---

---

---

---

---



---

---

---

---

---

---

---

---



---

---

---

---

---

---

---



---

---


---

---

---

---

---



---

---

---

---

---

---

---



---

---

---

---

---

---

---



---

---


---

---

---

---

---



---

---

---

---

---

---

---



---

---

---

---

---

---

---



---

---

---

---

---

---

---



---

---

---

---

---

---

---





---

---


---

---

---

---

---



---

---

---

---

---

---

---



---

---

---

---

---

---

---



---

---


---

---

---

---

---



A well known restaurant small fire no fire department response

---

---

---

---

---

---

---

### Details

As the previous series of slides indicate, there are many small details that must be identified in a fire investigation. Many of which fire fighting activities can destroy.

For this reason, the fire investigator must work along side the fire fighters to do a thorough job.

54

---

---

---

---

---

---

---

### Incident Analysis

Using the fire code history analysis from the incident reviewed during module 15, discuss the skills identified in this module and how they would have factored into a successful investigation.

55

---

---

---

---

---

---

---

### Summary

In this module we discussed...

- Fire investigation duties of fire officials
- NFIRS
- Basic fire investigation techniques
- Scene approach & documentation
- Interviewing, and
- Preserving evidence.

56

---

---

---

---

---

---

---

### Next Lesson

Check Class Schedule

57

---

---

---

---

---

---

---

## Homework Assignments

Study for the Exam

58

---

---

---

---

---

---

---

End of Module

59

---

---

---

---

---

---

---